


EKUSH FIRST UNIT FUND
Statement of Financial Position (Unaudited)
As on March 31, 2021

Particulars	Notes	31-Mar-21	31-Dec-20
		Taka	Taka
Assets			
Investment at market price	1	165,871,765	156,149,899
Fixed Deposit Receipts (FDR)	2	15,000,000	15,000,000
Accounts Receivable	3	1,342,193	607,500
Cash & Cash equivalent	4	31,722,498	12,889,738
Preliminary & Issue Expenses	5	851,257	886,971
Total Assets		214,787,712	185,534,108
Equity & Liabilities			
Unitholders' Equity			
Unit Capital	6	170,215,400	137,352,720
Unit Premium	7	18,698,628	10,979,461
Dividend Equalization Reserve		150,000	-
Retained Earnings		23,637,353	25,572,588
Total Equity		212,701,382	173,904,769
Current Liabilities			
Accounts Payable	8	988,774	10,066,780
Liability for expenses	9	1,097,557	1,562,559
Total Liabilities		2,086,331	11,629,339
Total Equity and Liabilities		214,787,712	185,534,108
Net Asset Value (NAV)		212,701,382	173,904,769
Net Asset Value (NAV) per unit:			
At Cost	10	12.08	11.61
At Market Price	11	12.50	12.66
No of Units Outstanding		17,021,540	13,735,272


*These financial statements should be read in conjunction with annexed notes.



Head of Compliance
(AMC)



Managing Director
(AMC)



Trustee
(Sandhani Life Insurance Co. Ltd.)



EKUSH FIRST UNIT FUND


STATEMENT OF PROFIT & LOSS AND OTHER COMPREHENSIVE INCOME (Unaudited)

For the period from January 01, 2021 to March 31, 2021


Particulars	Notes	01-Jan-21 to 31-Mar-21	01-Jan-20 to 31-Mar-20
		Taka	Taka
INCOME			
Interest Income	12	318,753	-
Net gain on sale of marketable securities	13	15,285,021	-
Dividend Income	14	2,480,728	-
Unrealized gain/(loss) on securities	15	(7,354,506)	-
TOTAL		10,729,996	-
EXPENSES			
Management fees		1,048,268	-
Amortization of preliminary & issue expenses		35,714	-
CDBL Charges		20,984	-
Trustee Fees		49,288	-
IPO Application Fees		14,000	-
Brokerage Commission		278,601	-
Bank Charge & excise duty		2,809	1,320
Other Operating Expense		77,350	-
TOTAL		1,527,014	1,320
Net Profit For the Period		9,202,982	(1,320)
Earnings Per Unit	16	0.54	(0.00)



 Head of Compliance
 (AMC)



 Managing Director
 (AMC)



 Trustee
 (Sandhani Life Insurance Co. Ltd.)



EKUSH FIRST UNIT FUND
STATEMENT OF CHANGES IN EQUITY (Unaudited)

For the period from January 1, 2021 to March 31, 2021


Particulars	Unit Capital	Unit Premium Reserve	Retained Earnings	Dividend Equalization Reserve	Total Equity
Opening Balance	137,352,720	10,979,461	25,572,588	-	173,904,769
Unit capital raised during the period	54,604,510	14,252,549	-	-	68,857,059
Unit surrendered	(21,741,830)	(6,533,382)	-	-	(28,275,212)
Dividend Equalization Reserve	-	-	(150,000)	150,000	-
Dividend paid during the year	-	-	(10,988,217)	-	(10,988,217)
Net profit during the period	-	-	9,202,982	-	9,202,982
Ending Balance	170,215,400	18,698,628	23,637,353	150,000	212,701,382

For the period from January 1, 2020 to March 31, 2020

Particulars	Unit Capital	Unit Premium Reserve	Retained Earnings	Dividend Equalization Reserve	Total Equity
Opening Balance	11,250,000	-	33,556	-	11,283,556
Unit capital raised during the period	91,281,000	-	-	-	91,281,000
Unit surrendered	(10,000,000)	-	-	-	(10,000,000)
Net profit during the period	-	-	(1,320)	-	(1,320)
Ending Balance	92,531,000	-	32,236	-	92,563,236



Head of Compliance
(AMC)



Managing Director
(AMC)



Trustee
(Sandhani Life Insurance Co. Ltd)



EKUSH FIRST UNIT FUND

STATEMENT OF CASH FLOW (Unaudited)

For the period from January 01, 2021 to March 31, 2021

Particulars	01-Jan-21 to 31-Mar-21	01-Jan-20 to 31-Mar-20
	BDT	BDT
Cash flows from operating activities:		
Interest Income	318,753	-
Gain on Sale of Investments	15,285,021	-
Dividend Income	1,814,228	-
Management Fees	(1,457,941)	-
Trustee Fees	(64,618)	-
Brokerage commission	(278,601)	-
Bank Charges & Excise Duty	(2,809)	(1,320)
CDBL Fee	(20,984)	-
IPO Application Fee	(14,000)	-
Audit Fee	(40,000)	-
Other Operating Expense	(77,350)	-
Net Cash Flow Generated from Operating Activities	15,461,700	(1,320)
Cash Flow from Investing Activities:		
Net Investment in Shares and securities	(27,211,344)	-
Net Cash Used in Investing Activities	(27,211,344)	-
Cash Flow from Financing Activities:		
Proceeds from issuance of units	68,857,059	91,281,000
Proceeds made for re-purchase of units	(28,275,212)	(10,000,000)
Dividend Payment	(9,999,443)	-
Net Cash Flow from Financing Activities	30,582,404	81,281,000
Net Cash Flows	18,832,760	81,279,680
Cash & Cash Equivalent at the beginning of the Period	12,889,738	11,293,556
Cash & Cash Equivalent at the end of the Period	31,722,498	92,573,236
Net Operating Cash Flow per Unit	0.91	(0.00)



Head Of Compliance
(AMC)



Managing Director
(AMC)



Trustee
(Sandhani Life Insurance Co. Ltd)



EKUSH FIRST UNIT FUND
Notes to the Financial Statements (Unaudited)

	31-Mar-21	31-Dec-20
	BDT	BDT
2 Fixed Deposit Receipt (FDR)		
Delta Brac Housing Finance Corporation Ltd	15,000,000	15,000,000
Total	15,000,000	15,000,000
3 Accounts Receivable		
Dividend Receivables:		
Grameenphone Limited	899,000	-
Dominage Steel Building Systems Ltd	-	7,500
Summit Power Limited	-	600,000
British American Tobacco Bangladesh Company	375,000	-
	1,274,000	607,500
Receivables from Broker:		
UCB Stock Brokerage Limited	68,193	-
	68,193	-
Total	1,342,193	607,500
4 Cash and Cash Equivalents		
Cash at Bank		
Midland Bank Limited:		
A/C No: 0001-1090000732	30,543,631	7,605,069
A/C No: 0001-1060000093	1,178,761	5,284,563
The City Bank Limited:		
A/C No:	106	106
Total	31,722,498	12,889,738
5 Preliminary & Issue Expenses		
Opening Balance	886,971	1,000,000
Less: Amortization Made During the Period	(35,714)	(113,029)
Total	851,257	886,971
6 Unit Capital		
Opening Balance	137,352,720	-
Add: Subscription during the Period	54,604,510	181,080,722
Less: Redemption during the Period	(21,741,830)	(43,728,002)
Total	170,215,400	137,352,720
7 Unit Premium		
Opening Balance	10,979,461	-
Add: Unit premium reserve during the period	14,252,549	11,527,889
Less: Premium reimbursed for repurchase of units	(6,533,382)	(548,428)
Total	18,698,628	10,979,461
8 Accounts Payable		
Payable to Broker		10,066,780
Withholding Tax Payable	988,774	-
	988,774	10,066,780
9 Liability for Expenses		
Management fee	1,048,268	1,457,941
Trustee fee	49,288	64,618
Annual BSEC fee	-	-
Audit fee	-	40,000
CDBL fee	-	-
Total	1,097,557	1,562,559
10 NAV per unit at cost price		
Net Asset Value at Market Price	212,701,382	173,904,769
Less: Unrealized gain/(loss)	7,031,912	14,386,418
Net Asset Value at Cost Price	205,669,469	159,518,351
No of units outstanding	17,021,540	13,735,272
NAV per unit at Cost Price	12.08	11.61
11 NAV per unit at market price		
Net Asset Value at Market Price	212,701,382	173,904,769
No of units outstanding	17,021,540	13,735,272
NAV per unit at Market Price	12.50	12.66



EKUSH FIRST UNIT FUND
Notes to the Financial Statements (Unaudited)

	01-Jan-21 to 31-Mar-21	01-Jan-20 to 31-Mar-20
	BDT	BDT
12 Interest Income		
Interest income from FDR	318,753	
Total	318,753	-
13 Net Gain on Sale of Marketable Securities		
Gain on Sale of Marketable Securities		
BRAC Bank Limited	207,429	-
British American Tobacco Bangladesh Company	2,759,966	-
Crystal Insurance Company Limited	811,057	-
Dominage Steel Building Systems Limited	53,774	-
Eastern Bank Limited	(6,658)	-
eGeneration Limited	437,420	-
IDLC Finance Limited	(133,295)	-
Investment Corporation of Bangladesh	165,416	-
Linde Bangladesh Limited	(14,124)	-
Marico Bangladesh Limited	(82,160)	-
MIR Akhter Hossain Limited	(864,721)	-
Olympic Industries	(316,051)	-
ROBI Axiata Limited	7,675,616	-
Singer Bangladesh Limited	34,413	-
Square Pharmaceuticals Limited	545,934	-
Summit Power Limited	3,603,472	-
Taufika Foods and Agro Industries Limited	457,600	-
The ACME Laboratories Limited	(50,067)	-
Net Gain on Sale of Marketable Securities	15,285,021	-
14 Dividend Income		
British American Tobacco Bangladesh Company	375,000	-
Grameenphone Limited	899,000	-
Marico Bangladesh Limited	113,000	-
EDGE AMC GROWTH FUND	135,379	-
UFS-PRAGATI LIFE UNIT FUND	958,349	-
Total	2,480,728	-
15 Unrealized gain/(loss) on securities		
Opening Balance	14,386,418	-
Closing Balance (Note:1)	7,031,912	-
	(7,354,506)	-
16 Earnings per Unit		
Net Income for the period	9,202,982	(1,320)
No of units outstanding	17,021,540	9,253,100
Earning per unit at Market Price	0.54	(0.00)

