




EKUSH GROWTH FUND
STATEMENT OF FINANCIAL POSITION
As on September 30, 2022

Particulars	Notes	30-Sep-22	31-Dec-21
		Taka	Taka
Assets			
Investment at market price	1	110,094,876	-
Fixed Deposit Receipts (FDR)	2	117,462,015	-
IPO Application	3	637,500	-
Accounts Receivable	4	1,043,153	-
Cash & Cash equivalent	5	9,000,313	-
Preliminary & Issue Expenses	6	912,088	-
Total Assets		239,149,945	-
Equity & Liabilities			
Unitholders' Equity			
Unit Capital	7	237,717,390	-
Unit Premium	8	(229,474)	-
Retained Earnings		(1,652,071)	-
Total Equity		235,835,845	-
Current Liabilities			
Liability for expenses	9	3,314,100	-
Total Liabilities		3,314,100	-
Total Equity and Liabilities		239,149,945	-
Net Asset Value (NAV)		235,835,845	-
Net Asset Value (NAV) per unit:		9.92	-
At Cost	10	10.17	-
At Market Price	11	9.92	-

These financial statement should be read in conjunction with annexed notes.


 Head of Compliance
 Ekush Wealth Management Limited


 Managing Director
 Ekush Wealth Management Limited


 Trustee
 Shandhani Life Insurance Company Limited


EKUSH GROWTH FUND
STATEMENT OF PROFIT & LOSS AND OTHER COMPREHENSIVE INCOME
For the period of January 1 to September 30, 2022

Particulars	Notes	January 01 to September 30, 2022	January 01 to September 30, 2021
		Taka	Taka
INCOME			
Interest Income	12	6,066,251	-
Net gain on sale of marketable securities	13	1,102,885	-
Dividend Income	14	1,595,500	-
Unrealized gain/(loss) on securities	15	(5,925,895)	-
TOTAL		2,838,741	-
EXPENSES			
Management fees		3,163,485	-
BSEC Annual Fees		238,498	-
Amortization of preliminary & issue expenses		87,912	-
CDBL Charges		107,756	-
Trustee Fees		150,615	-
Custodian Fees		71,920	-
IPO Application Fees		14,000	-
Brokerage Commission		431,805	-
Bank Charge & excise duty		124,671	-
Other Operating Expense		100,150	-
TOTAL		4,490,812	-
Net Profit For the Period		(1,652,071)	-
Earnings Per Unit	16	(0.07)	-


These financial statement should be read in conjunction with annexed notes.



Head of Compliance
Ekush Wealth Management Limited



Managing Director
Ekush Wealth Management Limited



Trustee
Shandhani Life Insurance Company Limited


EKUSH GROWTH FUND
STATEMENT OF CHANGES IN EQUITY
For the period from January 1 to September 30, 2022

Particulars	Unit Capital	Unit Premium Reserve	Retained Earnings	Dividend Equalization Reserve	Total Equity
Opening Balance	-	-	-	-	-
Unit capital raised during the period	289,421,240	248,959	-	-	289,670,199
Unit surrendered	(51,703,850)	(478,433)	-	-	(52,182,283)
Dividend Equalization Reserve	-	-	-	-	-
Dividend Payable	-	-	-	-	-
Dividend paid during the year	-	-	-	-	-
Net profit during the period	-	-	(1,652,071)	-	(1,652,071)
Ending Balance	237,717,390	(229,474)	(1,652,071)	-	235,835,845

These financial statement should be read in conjunction with annexed notes.



Head of Compliance
Ekush Wealth Management Limited



Managing Director
Ekush Wealth Management Limited




Trustee
Shandhani Life Insurance Company Limited


EKUSH GROWTH FUND
STATEMENT OF CASH FLOW
For the period of January 1 to September 30, 2022

Particulars	January 01 to September 30, 2022	January 01 to September 30, 2021
	Taka	Taka
Cash flows from operating activities:		
Interest Income	5,215,848	-
Gain on Sale of Investments	1,102,885	-
Dividend Income	1,402,750	-
BSEC Annual Fee	(238,498)	-
Brokerage commission	(431,805)	-
Bank Charges & Excise Duty	(124,671)	-
CDBL Fee	(107,756)	-
Custodian Fee	(71,920)	-
IPO Application Fee	(14,000)	-
Other Operating Expense	(100,150)	-
Net Cash Flow from Operating Activities	6,632,683	-
Cash Flow from Investing Activities:		
Net Investment in Shares and securities	(116,020,771)	-
IPO Application	(637,500)	-
Investment in FDR	(117,462,015)	-
Preliminary & issue expenses	(1,000,000)	-
Net Cash from Investing Activities	(235,120,286)	-
Cash Flow from Financing Activities:		
Proceeds from issuance of units	289,670,199	-
Proceeds made for re-purchase of units	(52,182,283)	-
Net Cash from Financing Activities	237,487,916	-
Net Cash Flows	9,000,313	-
Cash & Cash Equivalent at the beginning of the Period	-	-
Cash & Cash Equivalent at the end of the Period	9,000,313	-
Net Operating Cash Flow per Unit	0.28	-

These financial statement should be read in conjunction with annexed notes.



Head of Compliance
Ekush Wealth Management Limited



Managing Director
Ekush Wealth Management Limited



Trustee
Shandhani Life Insurance Company Limited

EKUSH GROWTH FUND
Portfolio Statement
As on September 30, 2022

Note:1

I. Investment in Capital Market Securities (Listed):

Sl.	Investment in Stocks	NUMBER OF SHARES	Cost Value	MARKET VALUE	Change in Fair Value of Investment	% Change (in terms of cost)	% of total Investment
	A. Share of Listed Companies						
	BANK						
	1. BRAC BANK LIMITED	530,000	24,332,732	20,405,000	(3,927,732)	-16.1%	8.63%
	FOOD & ALLIED						
	1. BRITISH AMERICAN TOBACCO COMPANY LIMITED	32,000	18,275,332	16,598,400	(1,676,932)	-9.2%	7.02%
	MUTUAL FUND						
	1. ICB AMCL CMSF Golden Jubilee Mutual Fund	46,755	467,550	472,226	4,676	1.0%	0.20%
	OPEN-END MUTUAL FUND						
	1. Sandhani AML SLIC Fixed Income Fund	250,000	2,500,000	2,500,000	-	0.0%	1.06%
	PHARMACEUTICALS						
	1. IBN SINA PHARMACEUTICALS LIMITED	24,000	7,162,562	7,353,600	191,038	2.7%	3.11%
	2. MARICO BANGLADESH LIMITED	7,500	17,949,215	18,230,250	281,035	1.6%	7.71%
	3. RENATA LIMITED	12,000	16,079,278	15,638,400	(440,878)	-2.7%	6.61%
	4. SQUARE PHARMACEUTICALS LIMITED	100,000	21,689,631	20,980,000	(709,631)	-3.3%	8.87%
	TELECOMMUNICATION						
	1. BANGLADESH SUBMARINE CABLE COMPANY LIMITED	35,000	7,564,471	7,917,000	352,529	4.7%	3.35%
	GRAND TOTAL OF CAPITAL MARKET SECURITIES (LISTED)		116,020,771	110,094,876	(5,925,895)	-5.1%	46.54%

B. Term Deposit

Sl.	Name of the Bank/NBFI	Amount
1	Delta Brac Housing Finance Limited	5,000,000
2	IDLC Finance Limited	77,462,015
3	IPDC Finance Limited	35,000,000
Subtotal		117,462,015

C. Cash at Bank

Account No.	Bank Name	Nature of Account	Available Balance
1	Midland Bank Limited	Special Notice Deposit	8,618,657
2	Midland Bank Limited	Current Account	305,002
3	BRAC Bank Limited	Current Account	76,655
Suntotal			9,000,313
Total Cash and Cash Equivalents and Investments in Securities not Related to Capital Market			126,462,328

Total Investment	236,557,204
-------------------------	--------------------

EKUSH GROWTH FUND
Notes to the Financial Statements

	30-Sep-22	31-Dec-21
	Taka	Taka
2 Fixed Deposit Receipt (FDR)		
Delta Brac Housing Finance Limited	2,500,000	-
Delta Brac Housing Finance Limited	2,500,000	-
IPDC Finance Limited	7,000,000	-
IPDC Finance Limited	6,000,000	-
IPDC Finance Limited	6,000,000	-
IPDC Finance Limited	6,000,000	-
IPDC Finance Limited	5,000,000	-
IPDC Finance Limited	5,000,000	-
IDLC Finance Limited	8,262,615	-
IDLC Finance Limited	8,262,615	-
IDLC Finance Limited	8,262,615	-
IDLC Finance Limited	8,262,615	-
IDLC Finance Limited	8,262,615	-
IDLC Finance Limited	8,262,615	-
IDLC Finance Limited	8,262,615	-
IDLC Finance Limited	6,196,961	-
IDLC Finance Limited	6,196,961	-
IDLC Finance Limited	5,164,134	-
IDLC Finance Limited	5,164,134	-
IDLC Finance Limited	5,164,134	-
Total	117,462,015	-
3 IPO Application		
Chatered Life Insurance Company Ltd	637,500	-
Total	637,500	-
4 Accounts Receivable		
Dividend receivable from Marico Bangladesh Limited	48,750	-
Dividend receivable from The IBN SINA Pharmaceutical Industry Ltd.	144,000	-
Interest Receivable from FDR	850,403	-
Total	1,043,153	-
5 Cash and Cash Equivalents		
Cash at Bank		
Midland Bank Limited		
A/C No. 0001-1060000119	305,002	-
A/C No. 0001-1090000974	8,618,657	-
BRAC Bank Limited		
A/C No. 1513205101212001	76,655	-
Total	9,000,313	-
6 Preliminary & Issue Expenses		
Opening Balance	-	-
Less: Amortization Made During the Period	912,088	-
Total	912,088	-



7 Unit Capital

Opening Balance

Add: Subscription during the Period

Less: Redemption during the Period

Total

-	-
289,421,240	-
(51,703,850)	-
237,717,390	-

8 Unit Premium

Opening Balance

Add: Unit premium reserve during the period

Less: Premium reimbursed for repurchase of units

Total

-	-
248,959	-
(478,433)	-
(229,474)	-

9 Liability for expenses

Management fee

Trustee fee

Total

3,064,364	-
247,604	-
3,311,968	-

10 NAV per unit at cost price

Net Asset Value at Market Price

Less: Unrealized gain/(loss)

Net Asset Value at Cost Price

No of units outstanding

NAV per unit at Cost Price

235,837,978	-
(5,925,895)	-
241,763,873	-
23,771,739	-
10.17	-

11 NAV per unit at market price

Net Asset Value at Market Price

No of units outstanding

NAV per unit at Market Price

235,837,978	-
23,771,739	-
9.92	-

30-Sep-22**Taka****30-Sep-21****Taka****12 Interest Income**

Interest Income from Bank Account

Interest income from FDR

Total

1,180,296	-
4,885,955	-
6,066,251	-

13 Net gain on sale of marketable securities

BRITISH AMERICAN TOBACCO COMPANY LIMITED

BRAC BANK LIMITED

EASTERN BANK LIMITED

GRAMEENPHONE LIMITED

OLYMPIC INDUSTRIES

SQUARE PHARMACEUTICALS LIMITED

RENATA LIMITED

WALTON HI-TECH INDUSTRIES LIMITED

IDLC FINANCE LIMITED

BERGER PAINTS BANGLADESH LIMITED

KRISHIBID FEED LIMITED

UNITED POWER GENERATION AND DISTRIBUTION COMPANY LIMITED

BEXIMCO PHARMACEUTICALS LIMITED

(92,580)	-
(42,464)	-
(305,705)	-
(891,903)	-
(162,198)	-
2,951	-
(115,323)	-
(16,533)	-
(163,625)	-
(89,976)	-
1,033,978	-
(27,783)	-
400,404	-

DOREEN POWER GENERATIONS AND SYSTEMS LIMITED
 STAR ADHESIVES LIMITED
 MEGHNA INSURANCE COMPANY LIMITED
 BD PAINTS LIMITED
 ACHIA SEA FOODS LIMITED

(209,852)	-
23,376	-
259,755	-
815,045	-
685,316	-
1,102,885	-

14 Dividend Income

BERGER PAINTS BANGLADESH LIMITED
 GRAMEENPHONE LIMITED
 BRITISH AMERICAN TOBACCO COMPANY LIMITED
 IDLC FINANCE LIMITED
 BRAC BANK LIMITED
 EASTERN BANK LIMITED
 MARICO BANGLADESH LIMITED
 THE IBN SINA PHARMACEUTICALS LIMITED

9,000	-
250,000	-
75,000	-
45,000	-
315,000	-
162,500	-
595,000	-
144,000	-
1,595,500	-

15 Unrealized gain/(loss) on securities

Opening Balance
 Closing Balance

-	-
(5,925,895)	-
(5,925,895)	-

16 Earnings Per Unit

Net Income for the year
 No of units outstanding
 Earning per unit at Market Price

(1,649,939)	-
23,771,739	-
(0.07)	-